


# 4700-series

HAND DRAWN  
WIDE CHANNEL

# 4700-SERIES



  
**Opal**

ALUMINIUM RAIL



Using special fixing screws, the 4700 profile series can be installed directly through the channel without the need of external fixing brackets. For ease of fixing, a choice of pre-punched holes are offered to suit specific on site requirements. The similarities with each profile are purposeful to suit the preferences of individual countries.

Colours 4700 : White RAL 9010, natural, gold.

Colours 4701, 4702, 4703 : White RAL 9010, natural.

Special colours on request.

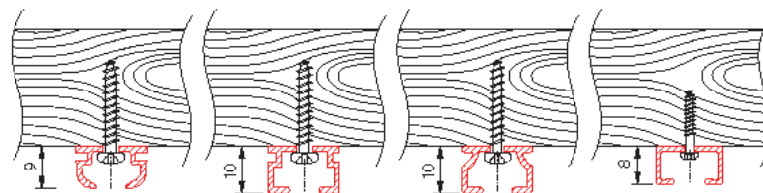
HAND DRAWN  
WIDE CHANNEL

# 4700-SERIES

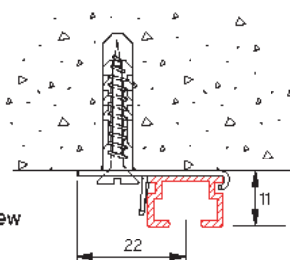


# 4700 > Profile series direct ceiling

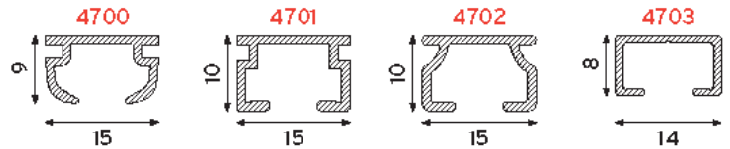

## Installation



Installation of the pre-punched 4700 profile series using pozi-drive screw 2314 (profiles 4700, 4701, 4702) or Torx screw 2413 (profiles 4703)



Installation of the 4701 (or 4700 / 4702) with ceiling bracket 4750 and a standard wood screw



## Specification Guide

### G-Standard (bracket fixing guide)

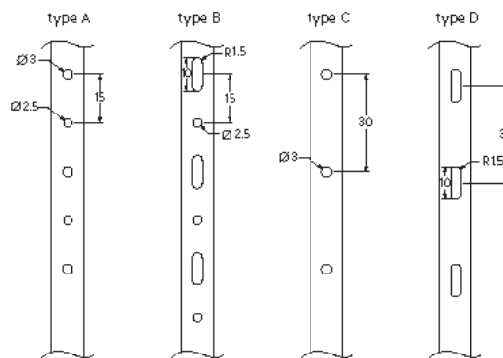
Load table with minimum deflection in mm:

Profile and punch hole distance [cm]	Load [kg]				
	2	4	6	8	
4700	15	0.05	0.1	0.15	0.20
	30	0.1	0.2	0.45	0.65
4701	15	0.05	0.15	0.20	0.30
	30	0.1	0.25	0.35	0.45
4702	15	0.03	0.05	0.10	0.15
	30	0.1	0.2	0.3	0.5
4703	15	0.1	0.15	0.25	0.4
	30	0.3	0.6	0.85	1.2

### Material:

Aluminium 606035-T6-F22. (Higher specification than DIN 1725). Shape and size tolerances are in accordance with DIN 17615. White RAL 9010 powder coated in accordance with the Qualicoat standard. Natural silver or gold anodised in accordance with the Qualanod standard. Special colours available on request.

### Hole punch options:



### Profile weight

4700 : 117 gr/m  
 4701 : 137 gr/m  
 4702 : 128 gr/m  
 4703 : 93 gr/m

### Accessories:

Gliders 4010 at 10 - 16 per metre with 2 end stops 4001 and 2 end covers 4753-12 per length (profiles 4701 and 4702 only).

### Installation:

Ceiling fixing with bracket 4750 (profiles 4700, 4701, 4702) or fixing with pozi-drive screw 2314 (for pre-punched profiles 4700, 4701, 4702) or Torx screw 2413 (for pre-punched profile 4703)

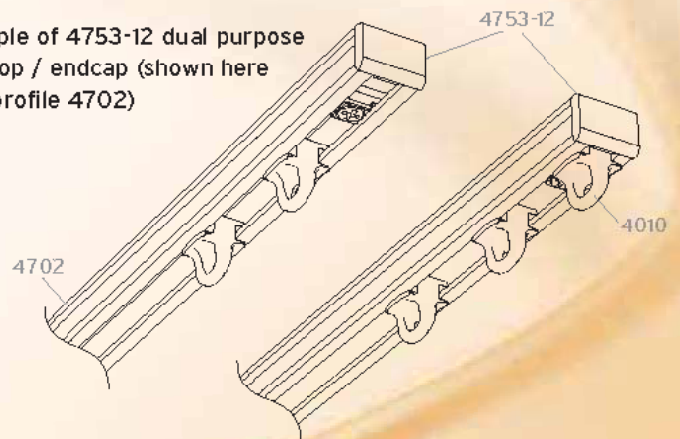
### Bending:

Radius 10 cm (bending machine 1012 or 1015) or greater than 1 m.

ies for  
g fixing.

## Product example

Example of 4753-12 dual purpose endstop / endcap (shown here with profile 4702)














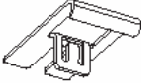


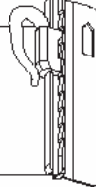
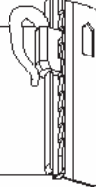
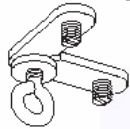


4702 with endcap 4753

4702 with endcap 4753 as an endstop with glider 4010

# Components

Product design and specification changes reserved.

CURTAIN TRANSPORT			
	<b>4001</b> endstop colours: B - G - W		<b>2022</b> curtain hook
	<b>4001-A</b> endstop with eye (metal)		<b>4025</b> glider 4010 with hook 2023
	<b>4002</b> endstop	<b>CEILING FIXING</b>	
	<b>4003</b> spring stop		<b>2314</b> Pozi-drive screw 19mm for ceiling fixing 4700, 4701, 4702 colours: N - W - ZW
	<b>4007</b> rotating glider colours: S - W		<b>2413</b> Torx screw 13mm for ceiling fixing 4703
	<b>4010</b>  glider (on strip) colours: B - G - W - ZW		<b>1002-TX6-25</b> Torx bit for 2413
	<b>2020</b> double hook		<b>4750</b> ceiling bracket colours: N - W
	<b>2021</b> G-hook	<b>ACCESSORIES</b>	
			<b>4753-12</b> endcap colours: B - G - GR - W
			<b>2024-55</b> adjustable sew-in hook 55 mm
			<b>2024-95</b> adjustable sew-in hook 95 mm
			<b>4048-08</b> corner connection with eye

**HAND DRAWN  
WIDE CHANNEL**  
# 4700-SERIES

B = Brown  
G = Gold  
GR = Grey  
N = Natural  
S = Silver  
W = White  
ZW = Black

 = Standard item  
 = Registered design  
 = Patented design



Space for dealer address

06/2005