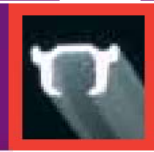


# 2300, 2301, 2400

HAND DRAWN  
SMALL CHANNEL

# 2300, 2301, 2400



ALUMINIUM RAIL



G-Rail profiles 2300, 2301 and 2400 provide unobtrusive fixing options and are particularly suited to the marine, leisure and aviation markets where discreet curtain rail profiles are preferred.

**2300:** White Ral 9010, natural, black RAL 9005.

**2301:** White Ral 9010, natural.

**2400:** White Ral 9010, natural, brown, gold.

Special colours on request.

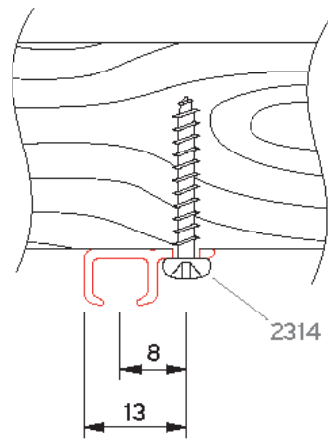
# 2300, 2301, 2400 profiles for wa ceiling fixing.

HAND DRAWN  
SMALL CHANNEL

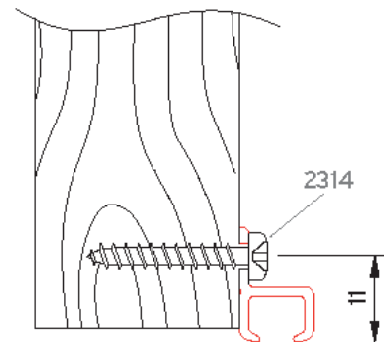
# 2300, 2301, 2400



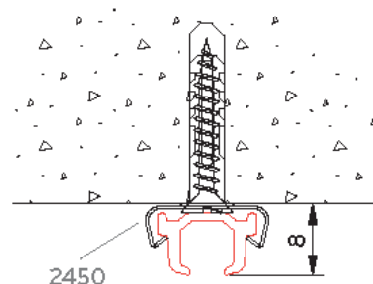
## Installation



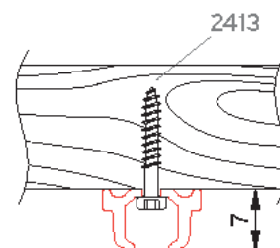
2300 ceiling fixed with pozi-drive screw 2314

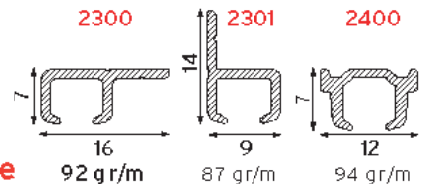



2301 face fixed with pozi-drive screw 2314



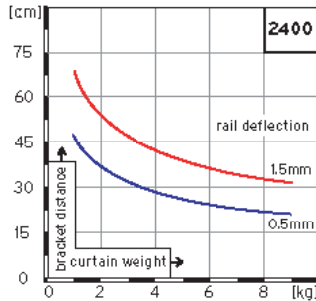
2400 ceiling fixed to concrete using metal fixing bracket 2450 and to timber using Torx-screw 2413





## Specification Guide

### G-Standard (bracket fixing guide)



> discreet  
 II and

### 2300 / 2301

#### Material:

Aluminium 606035-T6-F22. (Higher specification than DIN 1725).  
 Shape and size tolerances are in accordance with DIN 17615.  
 Natural silver anodised in accordance with the Qualanod standard.

White RAL 9010 or black RAL 9005 powder coated in accordance with the Qualicoat standard.

Special colours on request.

Profile weight 2300: 92 gr/m. Profile weight 2301: 87 gr/m.

#### Accessories:

Gliders 2010 at 10 to 16 per metre with 2 end stops 2001 and 1 spring stop 2003 per length.

#### Installation:

2300: Ceiling fixing of pre drilled profile

(holes 3 mm every 15 cm) with pozi-drive screw 2314 (19mm)

2301: Face fixing of pre drilled profile

(holes 3 mm every 15 cm) with pozi-drive screw 2314 (19mm)

#### Bending:

Track can be vertically arched.

punch hole distance [cm]	load [kg]	load [kg]			
		2	4	6	8
2300 15		0.05	0.10	0.20	0.25
2301 15*)		0.10	0.30	0.45	0.60
2400 15		0.05	0.10	0.20	0.30

values: track deflection [mm]

\*) wall mount

### 2400

#### Material:

Aluminium 606035-T6-F22. (Higher specification than DIN 1725).  
 Shape and size tolerances are in accordance with DIN 17615.  
 Natural silver and gold anodised in accordance with the Qualanod standard.

White RAL 9010 or brown BS08B29 powder coated in accordance with the Qualicoat standard.

Special colours on request.

Profile weight 2400: 94 gr/m.

#### Accessories:

Gliders 2010 at 10 to 16 per metre with 2 end stops 2001 per length.

#### Installation:

2400 pre drilled (2.5 mm dia. holes every 15 cm)

Ceiling fixing with Torx-screw 2413 (13mm) or with ceiling fixing bracket 2450 and countersunk wood screws.

Bracket distance (cm) according to G-Standard or the following table.

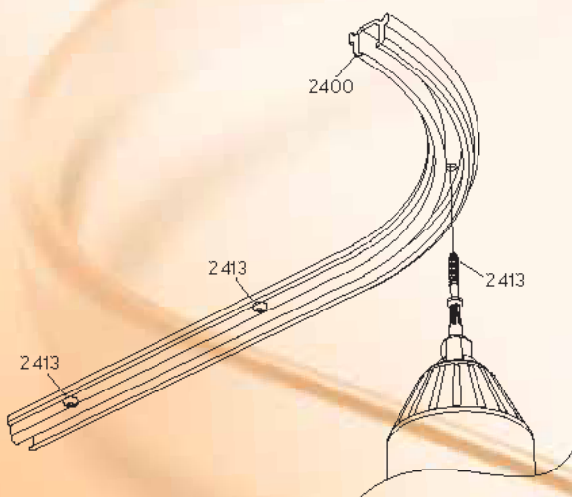
	light	medium	heavy (curtain)
2400	35	25	20

#### Bending:

Minimum radius 10 cm. Bending machine 1012 or 1015.

Track can be vertically arched.






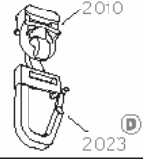







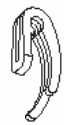

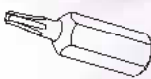
### Product example



Pre-drilled profile 2400, ceiling fixed using Torx-screws



# Components

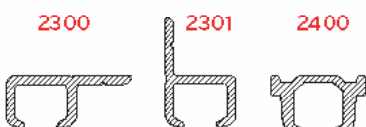
Product design and specification changes reserved.

CURTAIN TRANSPORT			
	<b>2001</b> end stop colours: B - G - W		<b>2021</b> G-hook
	<b>2001-A</b> end stop with eye (metal)		<b>2022</b> curtain hook
	<b>2003</b> spring stop		<b>2025</b> glider 2010 with hook 2023
	<b>2010</b> glider (on strip) colours: B - G - W	CEILING FIXING	
	<b>2012-10</b> click glider not for use with 2400		<b>2450</b> ceiling bracket (for 2400)
	<b>2012-40</b> click glider transversed not for use with 2400		<b>2453</b> end cap (for 2400) colours: GR - W
	<b>2012-50</b> click glider transversed with hook not for use with 2400		<b>2314</b> Pozi-drive screw 19 mm (for 2300, 2301) colours: N - W - ZW
	<b>2020</b> double hook		<b>2413</b> Torx screw 13 mm (standard packing) incl. bit (for 2400)
			<b>1002-TX6-25</b> Torx bit for 2413

**HAND DRAWN  
SMALL CHANNEL**  
# 2300, 2301, 2400

B = Brown  
G = Gold  
GR = Grey  
N = Natural  
W = White  
ZW = Black

 = standard item  
 = registered design



Space for dealer address